

# Mirtazapine: Other Indications

Peter Falkai, M.D.

During the last decade, it became evident that antidepressants may represent a useful treatment option for a variety of primary psychiatric disorders other than depression. Improved understanding of both underlying etiology of these disorders and pharmacologic modes of action of available treatments has led to an improvement in conditions such as panic disorder, generalized anxiety disorder, obsessive-compulsive disorder, posttraumatic stress disorder, and premenstrual dysphoric disorder. In addition, evidence is accumulating that some new antidepressants may be of therapeutic value in treatment of some subtypes of depressive disorder previously unresponsive to treatment or difficult to treat, such as seasonal affective disorder, depression with atypical features, and recurrent brief depression. Mirtazapine is an antidepressant with mode of action different from other currently available antidepressants. A review of currently available data of mirtazapine's use in indications other than depression and in some types of depressive disorder is presented.

*(J Clin Psychiatry 1999;60[suppl 17]:36-40)*

Over the last decade, it has become clear that antidepressant agents may have a role in the treatment of a range of psychiatric disorders other than depression, such as panic disorder, generalized anxiety disorder, and posttraumatic stress disorder (PTSD). Furthermore, depression is often comorbid with one or more of these types of psychiatric disorders. In a United States study, over 60% of patients affected by a psychiatric disorder suffered from more than one disorder.<sup>1</sup> In addition, there are subtypes of depression, such as recurrent brief depression, atypical depression, and menopausal depression, that are difficult to treat using conventional antidepressants, but that may benefit from treatment using the latest antidepressants, which have different modes of action.

It is thought that serotonin (5-HT) has a role in both depressive and anxiety disorders. Whereas evidence suggests that 5-HT<sub>1A</sub> receptor function is impaired in depression, excessive activation of serotonin pathways is possible in panic and generalized anxiety disorders.<sup>2</sup> It is therefore likely that antidepressants that modulate serotonin function may be effective in both these conditions. Mirtazapine is a novel antidepressant that has a unique dual mode of action. Known as a noradrenergic and specific serotonergic antidepressant (NaSSA), its antagonist action increases the release of both norepinephrine and serotonin, enhanc-

ing noradrenergic and serotonergic neurotransmission. However, it also potently blocks 5-HT<sub>2</sub> and 5-HT<sub>3</sub> receptors. The excellent efficacy and safety of mirtazapine have been established in major depression in over 1 million patients, and it has been shown to be at least as effective as tricyclic antidepressants (TCAs) and selective serotonin reuptake inhibitors (SSRIs) in these patients.<sup>3-5</sup> Recent research has demonstrated that mirtazapine also shows promise in a number of nondepressive psychiatric disorders and in some difficult-to-treat subtypes of depression.

## ANXIETY DISORDERS

Anxiety disorders are common in the general public, frequently made worse by their comorbidity with depression. There are a number of types of anxiety disorders, such as panic disorder, specific phobias, social phobia, PTSD, obsessive-compulsive disorder, and generalized anxiety disorder.

### Panic Disorder

Panic disorder is a chronic, debilitating condition that typically first occurs in older teenagers or individuals aged 20 to 25 years and consists of repeated panic attacks and severe anxiety. It affects over 3 million patients in the United States. It may be triggered by a life event, but the predisposition to panic disorder is inherited and the condition might worsen as the patient ages if it is not treated.

A panic attack is characterized by a range of symptoms, including breathing difficulties, dizziness, nausea, and shaking, accompanied by an overwhelming feeling of doom (Table 1). Treatment of panic disorder can alleviate panic attacks in 70% to 90% of those who experience them, although early treatment is most effective. Even after a

---

*From the Department of Psychiatry, Rheinische Friedrich-Wilhelms-Universität, Bonn, Germany.*

*Presented at the Scientific Expert Meeting, held in Monte Carlo, Monaco, February 26-27, 1999, and sponsored by NV Organon.*

*Reprint requests to: Peter Falkai, M.D., Department of Psychiatry, Rheinische Friedrich-Wilhelms-Universität, Siegmund-Freud-Str. 5, 53105 Bonn, Germany.*

**Table 1. Symptoms of a Panic Attack**

Unsteadiness/dizziness
Shortness of breath/feelings of choking
Palpitations/tachycardia
Trembling/shaking
Nausea/abdominal disturbances
Sweating/flushes/chills
Paresthesia
Chest pain
Depersonalization
Fear of losing control
Fear of dying/feelings of doom

relapse, treatment for panic disorder can be effective. It has been demonstrated that panic disorder benefits from long-term treatment, as it is a chronic, recurrent condition.<sup>6</sup> In addition, panic disorder is frequently comorbid with depression, and, to be effective, any treatment option needs to reflect this.<sup>7</sup> However, only 1 in 3 patients receive appropriate treatment for panic disorders.

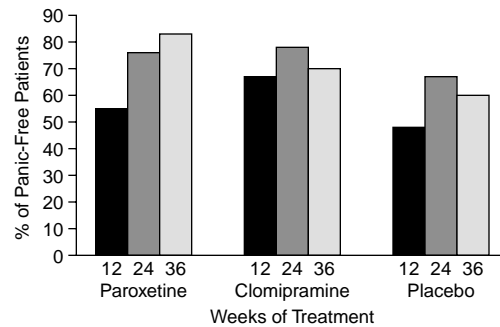
While serotonin undoubtedly plays a major role in the pathogenesis of panic disorder, its exact function is unclear.<sup>8</sup> Evidence points toward either an excess or a deficit of serotonin being responsible for panic disorder; clearly, serotonergic dysfunction is involved. Treatment of panic disorder with SSRIs is effective, and the proportion of patients who are panic-free improves with continued treatment (Figure 1). Another treatment option for panic disorder is benzodiazepines, but their use is associated with dependency problems.

Recently, a study was conducted to determine the efficacy of the NaSSA mirtazapine in panic disorder. Patients with DSM-IV diagnosed panic disorder received mirtazapine for 12 weeks, and a reduction in the number and intensity of panic attacks was observed in a preliminary analysis (data on file, NV Organon, 1999).

### Posttraumatic Stress Disorder

PTSD is a pathologic response by people who have experienced or witnessed a traumatic event for which they are not prepared, such as military combat, a serious car or plane accident, a terrorist attack, or physical assault such as rape. The common thread is that the individual was exposed to actual or threatened death or serious injury and responded with intense fear, helplessness, or horror. Individuals with PTSD will reexperience the event and persistently avoid stimuli associated with the event. They experience a numbing of general responsiveness coupled with increased arousal. To be termed as PTSD, a patient's condition must last for at least 1 month.<sup>9</sup>

Approximately 30% of the general population will be exposed to an event capable of producing PTSD in their lifetime, but only 10% to 20% of these individuals will develop PTSD.<sup>9</sup> Thus, the prevalence of PTSD in the general population is estimated to be between 3% and 6%. PTSD is associated with increased rates of other psychiat-

**Figure 1. Proportion of Panic-Free Patients After 12, 24, and 36 Weeks' Treatment With Paroxetine, Clomipramine, or Placebo<sup>a</sup>**

<sup>a</sup>Adapted from reference 6, with permission.

ric complaints, and between 80% and 83% of PTSD patients have or develop comorbid psychiatric illnesses.<sup>10</sup> PTSD is a chronic disease, and over 40% of patients will still have PTSD 10 years after the initial trauma was experienced. Although PTSD can spontaneously improve without treatment, this is only likely in the first year of the condition. However, with treatment, the duration of PTSD can be shortened.

There are a number of treatment options for PTSD. Studies involving TCA treatment have produced disappointing results. In one study, in which 46 war veterans with PTSD received amitriptyline for up to 8 weeks, 64% of the recipients were still diagnosed with PTSD at the end of treatment.<sup>11</sup> Similarly, in a study in which 18 war veterans with PTSD received desipramine for 4 weeks, the PTSD symptoms did not respond to treatment, although underlying depression was alleviated.<sup>12</sup> The reversible inhibitor of monoamine oxidase-A (RIMA) moclobemide has shown favorable results in patients with PTSD.<sup>13</sup> However, controlled, double-blind studies are required to confirm these results. Moreover, although it is claimed that moclobemide treatment is safer than that with standard monoamine oxidase inhibitors (MAOIs), there is still a risk of drug interactions, and restrictions to control the dietary intake of tyramine are required. These limitations may restrict the use of moclobemide in PTSD.

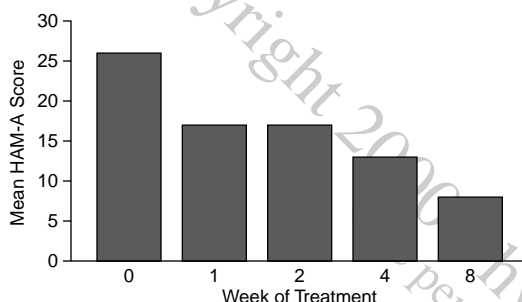
There has been much research into the efficacy of SSRIs in PTSD.<sup>10</sup> An open study was conducted in 20 Vietnam war veterans who received fluoxetine for up to 48 weeks.<sup>14</sup> Sixty-five percent of patients experienced a 50% or better reduction in baseline Clinical Global Impressions (CGI) scale scores. A separate study involving Vietnam veterans also demonstrated the beneficial effects of fluoxetine on explosive outbursts of rage and impulsive actions.<sup>15</sup> In another open study of fluoxetine, PTSD patients experienced significant improvements in PTSD scores, although most improvement occurred after 6 weeks of treat-

**Table 2. Change From Baseline PTSD Scores in Patients Treated With Mirtazapine<sup>a</sup>**

Scale	All patients (N = 6)	Responders (N = 3)
Structured Interview for PTSD	-9.2	-15.7
Short PTSD Rating Interview	-8.7	-14.0
Davidson Trauma Scale	-26.5	-43.0
MADRS	-6.4	-12.8

<sup>a</sup>Data from reference 23. Abbreviations: MADRS = Montgomery-Asberg Depression Rating Scale, PTSD = posttraumatic stress disorder.

**Figure 2. Mean Hamilton Rating Scale for Anxiety (HAM-A) Scores in Patients With Generalized Anxiety Disorder Treated With Mirtazapine<sup>a</sup>**



<sup>a</sup>Data from reference 24. Significant improvement from week 0 scores seen from week 1 onward ( $p < .02$ ).

ment.<sup>16</sup> These results were confirmed by a placebo-controlled, double-blind study in which 33 PTSD patients received fluoxetine for 5 weeks.<sup>17</sup> The SSRIs fluvoxamine and sertraline have also shown benefits in PTSD.<sup>18-21</sup> However, the benefits of SSRI treatment in these patients were sometimes limited by undesirable side effects.

A 12-week open study of nefazodone, which has potent 5-HT<sub>2</sub> receptor blocker activity and also inhibits 5-HT and norepinephrine reuptake, was conducted in 17 patients with PTSD.<sup>22</sup> Significant improvements in PTSD scores were observed, and 43% of patients responded to treatment, although a high proportion (N = 8) failed to complete the study. These results need to be confirmed by a placebo-controlled, double-blind study. Recently, the NaSSA mirtazapine showed promising results in a pilot study conducted in 6 patients with severe, chronic PTSD.<sup>23</sup> After 8 weeks' treatment, 50% of patients experienced a 50% or better improvement in PTSD scores. Improvements were noted in both interviewer-administrated and self-rated scales (Table 2).

**Generalized Anxiety Disorder**

Mirtazapine has also been shown to be effective in generalized anxiety disorder. An 8-week, open pilot study was conducted in 10 patients with major depression and generalized anxiety disorder.<sup>24</sup> There were significant progres-

**Table 3. Characteristics of Brief Recurrent Depression and Dysthymia<sup>a</sup>**

<b>Brief Recurrent Depression</b>
Subthreshold duration (3-4 d)
Associated with impairment and distress
Assessment and definition problems
20 episodes/y at 18-d intervals
Effectively ill 17% of time
2:1 female:male sufferers
Prevalence high (10%)
<b>Dysthymia</b>
Confused with major depression
Heterogeneity of onset, course, and comorbidity
Early/late onset
Primary/secondary illness
Double depression
Atypical depression

<sup>a</sup>Data from reference 25.

sive improvements in both depression and anxiety scores (Figure 2) throughout treatment.

**DEPRESSIVE DISORDERS**

Some subtypes of depression, such as brief recurrent depression, can be difficult to treat using conventional antidepressant therapies. Mirtazapine has shown promising efficacy in a number of types of depression other than major depression.

**Brief Recurrent Depression**

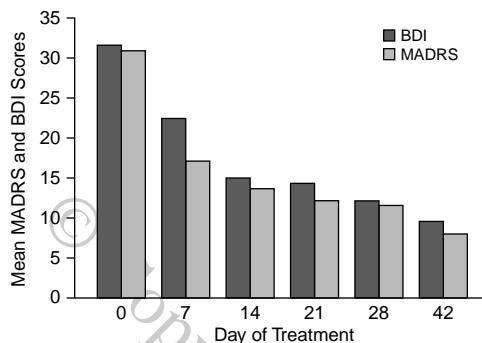
Recurrent brief depression consists of repeated depressive episodes that are as severe as major depression but of shorter duration (Table 3). Episodes are 3 to 4 days long and occur roughly every 18 days.<sup>25</sup> The prevalence of brief recurrent depression is approximately 10%. There are many methodological issues regarding the investigation of treatments for brief recurrent depression that have yet to be resolved, and few such studies have been conducted.

Studies in brief recurrent depression have not demonstrated any superiority for SSRIs over placebo, and it is possible that a dual mechanism of action may be required to effectively treat this condition.<sup>26,27</sup> Mirtazapine has a dual action and may therefore be effective in brief recurrent depression. In 2 patients with brief recurrent depression who were treated with mirtazapine for 4 months, there were marked reductions in the severity, duration, and frequency of the depressive episodes.<sup>28</sup> These promising results need to be followed up by a controlled study.

**Dysthymia**

The diagnosis of dysthymia is controversial.<sup>25</sup> It is similar to major depression but distinguished from it by being less severe but more chronic (Table 3), but, in the case of double depression, the 2 conditions can overlap. It covers a heterogeneous group of patients, some of whom develop the condition early in life and some in whom it occurs

**Figure 3. Mean MADRS and Beck Depression Inventory (BDI) Scores in Patients With Menopausal Depression Treated With Mirtazapine<sup>a</sup>**



<sup>a</sup>Data from reference 30.

much later. There is evidence that mirtazapine may be effective in dysthymia. In an open study, 15 patients with dysthymia received mirtazapine for up to 10 weeks.<sup>29</sup> Significant improvements were observed according to Hamilton Rating Scale for Depression and Beck Depression Inventory (BDI) scores, and mirtazapine was well tolerated. These promising results warrant further investigation.

### Menopausal Depression

Depression occurs in 14% to 20% of women during menopause, and perimenopause is the time when 35% of women experience depression for the first time. An open study was conducted in 20 menopausal women with major depression, the majority of whom (90%) were resistant to SSRI treatment.<sup>30</sup> During 6 weeks' treatment with mirtazapine, there were progressive improvements in depression as measured by the Montgomery-Asberg Depression Rating Scale (MADRS) and the BDI (Figure 3). Twenty-five percent of patients responded to treatment by day 7, and by the beginning of the third week of treatment, 50% of patients had achieved a 50% reduction in MADRS scores. The main improvements were in sleeping patterns and appetite, but patients also reported improvements in menopausal symptoms such as anxiety, insomnia, and sweating.<sup>30</sup>

### CONCLUSIONS

Mirtazapine is an antidepressant with a novel, dual mode of action that affects the neurotransmission of both norepinephrine and serotonin. There are a range of anxiety-related and difficult-to-treat depressive conditions that may benefit from mirtazapine including panic disorder, PTSD, generalized anxiety disorder, brief recurrent depression, dysthymic disorder, and menopausal depression. Further studies with mirtazapine in these indications seem warranted.

*Drug names:* amitriptyline (Elavil and others), clomipramine (Anafranil and others), desipramine (Norpramin and others), fluoxetine (Prozac), fluvoxamine (Luvox), mirtazapine (Remeron), nefazodone (Serzone), paroxetine (Paxil), sertraline (Zoloft).

### REFERENCES

1. Kessler RC, McGonagle KA, Zhao S, et al. Lifetime and 12-month prevalence of DSM-III-R psychiatric disorders in the United States: results from the National Comorbidity Survey. *Arch Gen Psychiatry* 1994;31:8-19
2. Deakin JFW. The role of serotonin in depression and anxiety. *Eur Psychiatry* 1998;13(suppl 2):57S-63S
3. Davis JM, Giakas WJ. Mirtazapine: the first million patients. In: Scientific Abstracts of the 37th Annual Meeting of the American College of Neuropsychopharmacology [CD-ROM]; Dec. 14-18, 1998; Las Croabas, Puerto Rico
4. Kasper S. Clinical efficacy of mirtazapine: a review of meta-analyses on pooled data. *Int Clin Psychopharmacol* 1995;10:23-35
5. Montgomery SA. Safety of mirtazapine: a review. *Int Clin Psychopharmacol* 1995;10:39-47
6. Davidson JRT. The long-term treatment of panic disorder. *J Clin Psychiatry* 1998;59(suppl 8):17-21
7. Lecrubier Y. The impact of comorbidity on the treatment of panic disorder. *J Clin Psychiatry* 1998;59(suppl 8):11-14
8. Nutt DJ. Antidepressants in panic disorder: clinical and preclinical mechanisms. *J Clin Psychiatry* 1998;59:24-28
9. Zohar J, Sasson Y, Amital D, et al. Current diagnostic issues and epidemiological insights in PTSD. *CNS Spectrums, Int J Neuropsych Med* 1998;3(suppl 2):11-14
10. Conner KM, Davidson JRT. The role of serotonin in posttraumatic stress disorder: neurobiology and pharmacotherapy. *CNS Spectrums, Int J Neuropsych Med* 1998;3(suppl 2):42-51
11. Davidson J, Kudler H, Smith R, et al. Treatment of posttraumatic stress disorder with amitriptyline and placebo. *Arch Gen Psychiatry* 1990;47:259-266
12. Reist C, Kauffman CD, Haier RJ, et al. A controlled trial of desipramine in 18 men with posttraumatic stress disorder. *Am J Psychiatry* 1989;146:513-516
13. Neal LA, Shapland W, Fox C. An open trial of moclobemide in the treatment of post-traumatic stress disorder. *Int Clin Psychopharmacol* 1997;12:231-237
14. McDougle CJ, Southwick SM, Charney DS, et al. An open trial of fluoxetine in the treatment of posttraumatic stress disorder. *J Clin Psychopharmacol* 1991;11:325-327
15. Shay J. Fluoxetine reduces explosiveness and elevates mood of Vietnam combat vets with PTSD. *J Trauma Stress* 1992;97-101
16. Nagy LM, Morgan III CA, Southwick SM, et al. Open prospective trial of fluoxetine for posttraumatic stress disorder. *J Clin Psychopharmacol* 1993;13:107-113
17. van der Kolk BA, Dreyfuss D, Michaels M, et al. Fluoxetine in posttraumatic stress disorder. *J Clin Psychiatry* 1994;55:517-522
18. De Boer M, Op den Velde W, Flager RJR, et al. Fluvoxamine treatment for combat-related posttraumatic stress disorder. *Psychother Psychosom* 1991;57:158-163
19. Marmar CR, Schoenfeld F, Weiss DS, et al. Open trial of fluvoxamine treatment for combat-related posttraumatic stress disorder. *J Clin Psychiatry* 1996;57(suppl 8):66-70
20. Rothbaum BO, Ninan PT, Thomas L. Sertraline in the treatment of rape victims with posttraumatic stress disorder. *J Trauma Stress* 1996;9:865-871
21. Kline NA, Dow BM, Brown SA, et al. Sertraline efficacy in depressed combat veterans with posttraumatic stress disorder [letter]. *Am J Psychiatry* 1994;151:621
22. Davidson JRT, Weisler RH, Malik ML, et al. Treatment of posttraumatic stress disorder with nefazodone. *Int Clin Psychopharmacol* 1998;13:111-113
23. Conner KM, Davidson JRT, Weisler RH. A pilot study of mirtazapine in posttraumatic stress disorder In: Scientific Abstracts of the 37th Annual Meeting of the American College of Neuropsychopharmacology; Dec. 14-18, 1998; Las Croabas, Puerto Rico
24. Goodnick PJ, Puig A, DeVane CL. Mirtazapine in combined major depression and generalized anxiety disorder [poster]. In: Scientific Abstracts of the 36th Annual Meeting of the American College of Neuropsychopharma-

- cology; Dec. 8–12, 1997; Waikoloa, Hawaii:145
25. Frances A. Recurrent brief depression, dysthymia and melancholia. *Int Clin Psychopharmacol* 1993;7:197–200
  26. Montgomery SA, Montgomery D, McAuley R, et al. Maintenance therapy in repeated suicidal behaviour: a placebo-controlled trial. In: *Proceedings of the 10th International Congress for Suicide Prevention and Crisis Intervention*; 1979; Ottawa, Canada:227–229
  27. Montgomery SA, Montgomery D, Evans R. Pharmacological differences between brief and major depressions. *Eur Neuropsychopharmacol* 1993;3(suppl 3):214–215
  28. Stamenkovic M, Pezawas L, de Zwaan M. Mirtazapine in recurrent brief depression. *Int Clin Psychopharmacol* 1998;13:39–40
  29. Dunner DL, Hendrickson HE, Budech C, et al. Mirtazapine: treatment of dysthymic disorder. In: *Scientific Abstracts of the 37th Annual Meeting of the American College of Neuropsychopharmacology [CD-ROM]*; Dec. 14–18, 1998; Las Croabas, Puerto Rico
  30. Isaac MT, Tome MB. Mirtazapine in peri-menopausal depression: an open label study. In: *Scientific Abstracts of the 37th Annual Meeting of the American College of Neuropsychopharmacology [CD-ROM]*; Dec. 14–18, 1998; Las Croabas, Puerto Rico

© Copyright 2000 Physicians Postgraduate Press, Inc.  
One personal copy may be printed