

It is illegal to post this copyrighted PDF on any website.

CME Background

Articles are selected for credit designation based on an assessment of the educational needs of CME participants, with the purpose of providing readers with a curriculum of CME articles on a variety of topics throughout each volume. Activities are planned using a process that links identified needs with desired results.

To obtain credit, read the article, correctly answer the questions in the Posttest, and complete the Evaluation. A \$10 processing fee will apply.

CME Objective

After studying this article, you should be able to:

- Evaluate the number and class of prior adequate medication trials to optimize the selection of next-step depression treatment for older patients

Accreditation Statement

The CME Institute of Physicians Postgraduate Press, Inc., is accredited by the Accreditation Council for Continuing Medical Education to provide continuing medical education for physicians.



Credit Designation

The CME Institute of Physicians Postgraduate Press, Inc., designates this journal-based CME activity for a maximum of 1 *AMA PRA Category 1 Credit*[™]. Physicians should claim only the credit commensurate with the extent of their participation in the activity.

Note: The American Academy of Physician Assistants (AAPA) accepts certificates of participation for educational activities certified for *AMA PRA Category 1 Credit*[™] from organizations accredited by ACCME or a recognized state medical society. Physician assistants may receive a maximum of 1 hour of Category I credit for completing this program.

Release, Expiration, and Review Dates

This educational activity was published in December 2019 and is eligible for *AMA PRA Category 1 Credit*[™] through December 31, 2021. The latest review of this material was November 2019.

Financial Disclosure

All individuals in a position to influence the content of this activity were asked to complete a statement regarding all relevant personal financial relationships between themselves or their spouse/partner and any commercial interest. The CME Institute has resolved any conflicts of interest that were identified. In the past year, Marlene P. Freeman, MD, Editor in Chief, has received research funding from JayMac and Sage; has been a member of the advisory boards for Otsuka, Alkermes, and Sunovion; has been a member of the Independent Data Safety and Monitoring Committee for Janssen; and, as a Massachusetts General Hospital (MGH) employee, works with the MGH National Pregnancy Registry, which is sponsored by Teva, Alkermes, Otsuka, Actavis, and Sunovion, and works with the MGH Clinical Trials Network and Institute, which receives research funding from multiple pharmaceutical companies and the National Institute of Mental Health. No member of the CME Institute staff reported any relevant personal financial relationships. **Faculty financial disclosure appears at the end of the article.**

Predicting Remission in Late-Life Major Depression: A Clinical Algorithm Based Upon Past Treatment History

Erica L. F. Buchalter, MD^{a,‡}; Hanadi Ajam Oughli, MD^{a,‡}; Eric J. Lenze, MD^a; David Dixon, PhD^a; J. Philip Miller^a; Daniel M. Blumberger, MD, MSc^b; Jordan F. Karp, MD^c; Charles F. Reynolds III, MD^c; and Benoit H. Mulsant, MD, MS^{b,*}

ABSTRACT

Objective: To determine the likelihood of antidepressant response in older adults with major depression as a function of their prior antidepressant trials.

Methods: 500 older adults with major depression as diagnosed by *DSM-IV* criteria for major depressive episode were treated with venlafaxine extended release for 12 weeks. Participants were recruited from July 2009 to January 2014. For each participant, we collected detailed data on prior antidepressant trials for the current episode of depression. We examined the prospective remission rates as a function of number and class of prior antidepressant trials in a post hoc analysis of pooled data from 2 prior trials.

Results: Remission rates with venlafaxine were inversely correlated with the number of prior adequate medication trials (66% for no prior adequate trials, 45% for 1 prior adequate trial, 23% for 2 or more prior adequate trials; $P < .0001$). Additionally, if prior treatment trials included a serotonin-norepinephrine reuptake inhibitor, participants were even less likely to achieve remission with venlafaxine (32% for 1 prior adequate trial, 18% for 2 or more prior adequate trials; $P < .0001$). Those with prior adequate trials were also more likely to require a higher dosage of venlafaxine to achieve remission.

Conclusions: Information on an individual patient's number and class of prior adequate antidepressant trials can be used to predict the likelihood of a successful treatment outcome with a given antidepressant in older adults with major depression. Further work is needed to refine this approach to provide personalized antidepressant treatment.

Trial Registration: ClinicalTrials.gov identifiers: NCT00892047 and NCT02263248

J Clin Psychiatry 2019;80(6):18m12483

To cite: Buchalter ELF, Oughli HA, Lenze EJ, et al. Predicting remission in late-life major depression: a clinical algorithm based upon past treatment history. *J Clin Psychiatry*. 2019;80(6):18m12483.

To share: <https://doi.org/10.4088/JCP.18m12483>

© Copyright 2019 Physicians Postgraduate Press, Inc.

^aDepartment of Psychiatry, Washington University School of Medicine, Saint Louis, Missouri

^bCentre for Addiction and Mental Health and Department of Psychiatry, University of Toronto, Toronto, Ontario, Canada

^cDepartment of Psychiatry, University of Pittsburgh School of Medicine, Pittsburgh, Pennsylvania

[‡]Both first authors contributed equally to the work.

*Corresponding author: Benoit H. Mulsant, MD, MS, Department of Psychiatry, CAMH, 250 College St, Toronto, ON, M5T 1R8 Canada (benoit.mulsant@utoronto.ca).

Clinical Points

- Treatment of late-life depression remains challenging as practitioners have little basis for choosing a specific medication or class of medications. More personalized antidepressant treatment approaches are needed.
- For older adults with late life depression, clinicians should consider utilizing retrospective antidepressant history to predict the likelihood of a successful treatment outcome.

Late-life depression (LLD), defined as major depressive disorder in those aged >65 years, is quite common, with prevalence ranging from 1%–5% in community dwelling older adults.¹ Its outcomes are deleterious, as LLD often leads to an increased risk of cognitive impairment and cardiovascular, cerebrovascular, and metabolic disease.^{1–3} Furthermore, LLD is associated with lower quality of life, functional decline, and all-cause mortality.¹

In terms of treatment response, LLD responds well to pharmacotherapy, with response being comparable to depression treatment in younger adults.⁴ Yet, practitioners have little basis for choosing a specific medication or class of medications for a given patient with LLD; putative treatment resistance factors such as comorbid anxiety or executive dysfunction remain controversial as to whether they even predict antidepressant nonresponse, let alone determine a specific treatment course.⁵ When treating major depressive disorder, most physicians use a selective serotonin reuptake inhibitor (SSRI) as first line treatment because of their ease of use, good tolerability, and safety profile.⁶ However, approximately two-thirds of patients do not respond to this medication choice even when given a trial of adequate dosage and duration.⁷ Rates of treatment resistance in randomized controlled trials in LLD are as high as 77% using SSRIs.^{8,9} Meta-analyses have shown that increasing SSRI dose¹⁰ or switching to another antidepressant¹¹ does not improve rates of remission. While a popular treatment option is switching to a serotonin-norepinephrine reuptake inhibitor (SNRI) such as venlafaxine, providers need additional information to predict clinical outcomes and guide treatment planning.

Multiple approaches have been proposed to better define treatment-resistant depression (TRD) and guide treatment planning. First, it is recommended to characterize any cognitive impairment or neurodegenerative disease such as early Alzheimer's disease, microvascular ischemic disease, or medical or metabolic disease, based on prior studies demonstrating that these factors contribute to treatment resistance in LLD.^{12–14} Second, it is recommended to ascertain an individual's prior medication trials that were of adequate dosage and duration.¹⁵ For example, Thase and Rush¹⁶ determine the level of treatment resistance based on number and type of prior adequate medication trials. Conway et al¹⁷ used data from the Sequenced Treatment Alternatives to Relieve Depression study to argue for an “inflection point” at which after having failed 2 adequate trials, patients were unlikely to benefit from a third trial,

experiencing only 14% acute remission rate; therefore, they propose that after this inflection point a treatment using novel mechanisms—such as ketamine, nitrous oxide, or repetitive transcranial magnetic stimulation—is warranted.

Although these attempts to better define TRD add to descriptive precision, they do not give practitioners what is most needed: empirical information on the likelihood of achieving remission with a switch to a new antidepressant, augmentation strategy, or neurostimulation approach. To provide a more personalized antidepressant treatment approach, we assessed the likelihood of achieving remission of depressive symptoms with an adequate prospective trial of venlafaxine based on the number and class of prior adequate medication trials using data from the Incomplete Response in Late-Life Depression: Getting to Remission (IRL-GREY) studies.¹⁸ We hypothesized that participants' likelihood of successful remission with venlafaxine would be determined by the number of prior medication trials, with successful remission being inversely associated with number of prior adequate trials. Given prior recommendations that subsequent medication trials should have different mechanisms of action,^{6,17,19} we also hypothesized that participants who had failed a trial with an SNRI would be less likely to remit than those who had failed to respond to antidepressants from other classes. We also examined the dosage of venlafaxine at which participants achieved remission, as a function of prior antidepressant trials.

METHODS

The participants for this analysis are from 2 National Institute of Mental Health–funded studies, IRL-GREY¹⁸ and IRL-GREY-B (Incomplete Response in Late-Life Depression: Getting to Remission with Buprenorphine; unpublished). The studies were approved and overseen by an independent data and safety monitoring board. Both studies were designed to test antidepressant augmentation strategies for TRD in older adults. All participants provided written informed consent. The studies used a common open-label 12-week lead-in phase using venlafaxine extended release (XR) at a dosage up to 300 mg/d, defining treatment resistance as lack of remission from an adequate prospective trial with venlafaxine. The studies also assessed prior medication trials during the current episode. This open-label trial of venlafaxine is the focus of this article (ClinicalTrials.gov identifiers NCT00892047¹⁸ and NCT02263248).

Participants and Medication Dosing Strategy

Participants were recruited between July 2009 and January 2014. They were adults 50 years and older who had a major depressive disorder as defined by *DSM-IV* with at least moderate symptoms as defined by a Montgomery-Asberg Depression Rating Scale (MADRS) score ≥ 15 (ranges 0–60; higher scores indicate greater depression severity). Exclusion criteria included dementia, bipolar disorder, schizophrenia, current psychotic symptoms, and alcohol or substance abuse or dependence within the past 6 months.

It is illegal to post this copyrighted PDF on any website

Participants were treated with venlafaxine XR for approximately 12 weeks to determine remission status defined as a MADRS^{20,21} score ≤ 10 at the 2 consecutive final visits. Given that this was an open-label trial, the rater was not blind to treatment assignment. Venlafaxine XR was started at 37.5 mg/d and was titrated to 150 mg/d over 2 weeks (as tolerated). If remission was not achieved by week 6, venlafaxine XR was further titrated up to 300 mg/d (as tolerated). Some patients did not tolerate dosages of 150 or 300 mg/d and remained on lower dosages. In a small number of participants, treatment with venlafaxine XR was extended for up to an additional 4 weeks to clarify remission status.

Assessments

The baseline evaluation included an assessment of the burden of physical illness with the Cumulative Illness Rating Scale-Geriatric²² and an assessment of global cognition with the Mini-Mental State Examination.²³ Study clinicians completed the Antidepressant Treatment History Form (ATHF)²⁴ to determine the adequacy in both duration and dosage of prior medication trials for the current depressive episode (ie, the number of failed trials). Information was derived from interviews with participants and review of available medical and pharmacy records. An ATHF score of 0 indicates no prior pharmacotherapy; for each antidepressant trial, a score of 1 indicates a definitely inadequate trial; 2, a probably inadequate trial; 3, a probably adequate trial; 4, a definitely adequate trial; and 5, a definitely adequate trial that included augmentation pharmacotherapy. Augmentation trials with antidepressants were counted as separate trials for our analyses; for example, an adequate trial of citalopram with an augmentation of bupropion was counted as 2 trials. Therefore, participants with ATHF scores of 0 were treatment naïve prior to receiving venlafaxine XR, those with scores of 1–2 had received inadequate treatment, and those with scores of 3–5 had received prior adequate treatment.

Participants who had previous trials of venlafaxine were not excluded, with the rationale that a prior adequate trial of venlafaxine retrospectively was not felt to invalidate the possibility of remission with a full trial of venlafaxine prospectively.

Analytic Strategy

Remission status was examined as a function of number of prior adequate medication trials. When we examined participants with 3 or more prior medication trials, their rate of remission was similar to those of participants with 2 prior trials; therefore, we created a category of “2 or more trials” and analyzed these participants together. Participants were further categorized by whether they had been treated with an SNRI. We also examined the number of prior inadequate medication trials.

We used Pearson χ^2 tests to compare remission rates between groups based on prior treatment status, number of prior adequate medication trials, and class of medication trials. To evaluate change in MADRS scores, we fit a mixed effect repeated-measures model with separate average slopes

Table 1. Baseline Characteristics for All Participants (N = 500)

Characteristic	Value
Age, mean (SD), y	68.62 (7.14)
Gender, n (%)	
Male	172 (34.40)
Female	328 (65.60)
Race, n (%)	
Caucasian	442 (88.40)
African American	46 (9.20)
Other	12 (2.40)
Education, mean (SD), y	14.51 (2.83)
MADRS score, mean (SD)	26.65 (5.64)
CIRS-G score, mean (SD)	9.48 (4.51)
MMSE score, mean (SD) ^a	28.68 (1.49)
Concomitant benzodiazepine treatment, n (%)	
No	338 (67.60)
Yes	162 (32.40)

^an = 447.

Abbreviations: CIRS-G=Cumulative Illness Rating Scale-Geriatric, MADRS=Montgomery-Asberg Depression Rating Scale, MMSE=Mini-Mental State Examination.

for each group. Complete data were used in this analysis. All statistical analyses were conducted using statistical software (SAS 9.4, SAS Institute; Cary, North Carolina).

RESULTS

Description of Participants

ATHF data were available for 500 participants; 454 were from the first study and 46 were from the second study. Of these participants, 104 (20.8%) withdrew participation from the medication. Reasons for noncompletion included treatment preference (n = 27), side effects or adverse events (n = 32), nonadherence (n = 11), current medical problems (n = 10), and miscellaneous issues such as alcohol or drug use, depression worsening, cognitive impairment/dementia, death, and other administrative reason (n = 24). These participants were removed from further analysis.

As seen in Table 1, the average age of participants was 68.6 years; two-thirds were women, and the majority was Caucasian. On average, participants were high school graduates. The mean baseline MADRS score was 26.7. One third of participants were receiving concomitant benzodiazepine treatment.

Overall Rate of Remission to Venlafaxine XR

Of the initial 500 participants with information on the number of prior antidepressant trials from the ATHF, 396 completed 12 to 16 weeks of treatment with venlafaxine XR. One hundred ninety-two (48%) had remission of symptoms, and 204 (52%) did not fully remit.

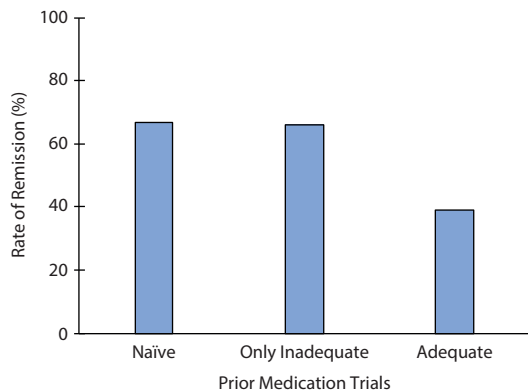
Rates of Remission as a Function of Prior Medication Trials

The breakdown by number of prior adequate medication trials was none: 189 (38.8%); one: 204 (40.8%); two: 78 (15.6%); three: 17 (3.4%); four: 8 (1.6%); five: 2 (0.4%); and seven: 2 (0.4%). In terms of previous history of SNRI use, 57 participants received duloxetine (14 inadequate and 42 adequate trials), 68 participants received venlafaxine (32

You are prohibited from making this PDF publicly available.

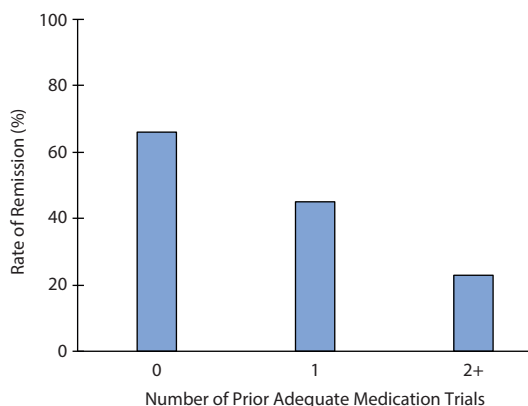
It is illegal to post this copyrighted PDF on any website.

Figure 1. Remission Rates After 12-Week Trial of Venlafaxine XR Based on Prior Medication Trials



Abbreviation: XR=extended release.

Figure 2. Remission Rates After 12-Week Trial of Venlafaxine XR Based on Number of Prior Adequate Medication Trials



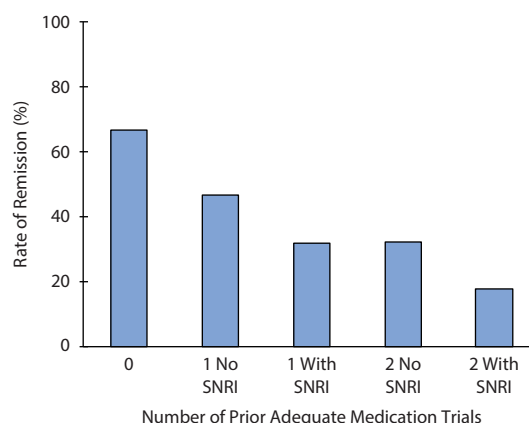
Abbreviation: XR=extended release.

inadequate and 36 adequate trials), and 19 participants received desvenlafaxine (7 inadequate and 12 adequate trials). None had a previous history of treatment with levomilnacipran.

With the use of the ATHF, participants were classified as naïve to prior treatment (ie, no prior antidepressant trials, either adequate or inadequate, for this current episode of depression), treatment with only inadequate medication trial(s) due to insufficient medication dosage or duration of treatment, and treatment with at least 1 adequate medication trial.

As seen in Figure 1, of the 93 participants who were naïve to prior medication trials, 62 (67%) achieved remission; of the 44 participants with only prior inadequate treatment, 29 (66%) achieved remission; and of the 259 with prior adequate treatment, 101 (39%) achieved remission ($\chi^2_2 = 27, P < .0001$ for the comparison of no prior trials, only inadequate trials, and ≥ 1 adequate trials for likelihood of remission). Given that participants who were naïve or had inadequate treatment had the same response to venlafaxine, they were combined in further analyses as “no prior adequate medication trials.”

Figure 3. Remission Rates After 12-Week Trial of Venlafaxine XR Based on Number and Class of Prior Adequate Medication Trials



Abbreviations: SNRI=serotonin-norepinephrine reuptake inhibitor, XR=extended release.

As seen in Figure 2, patients who had more prior adequate medication trials were less likely to achieve remission with venlafaxine: of the 137 participants with no prior adequate medication trials, 91 (66%) achieved remission with venlafaxine; of the 189 participants with 1 prior adequate medication trial, 85 (45%) achieved remission; and of the 70 participants with 2 or more prior adequate medication trials, 16 (23%) achieved remission ($\chi^2_2 = 37, P < .0001$ for the comparison of 0, 1, and ≥ 2 adequate trials for likelihood of remission).

Rate of Remission Based on Prior SNRI Trial

As seen in Figure 3, 22 of the 189 (12%) participants with 1 prior adequate medication trial had been treated with an SNRI previously, and 7 (32%) of them achieved remission with venlafaxine. Of the 70 participants with 2 or more prior adequate medication trials, 45 (64%) had been treated with at least 1 SNRI previously, and 8 (18%) of them achieved remission ($\chi^2_4 = 40, P < .0001$ for the comparison of 0, 1 non-SNRI, 1 SNRI, ≥ 2 non-SNRI, and ≥ 2 including an SNRI adequate trials for likelihood of remission; see Supplementary Table 1). Thus, participants who had been treated previously with an SNRI were less likely to respond to venlafaxine XR than those who had not been treated with an SNRI. This finding did not change when we removed from the analysis participants who had been previously treated with adequate dosage and duration of venlafaxine XR (data not shown). Figure 4 summarizes the likelihood of remission based on both the number of prior antidepressant trials and whether one of these prior trials was of an SNRI.

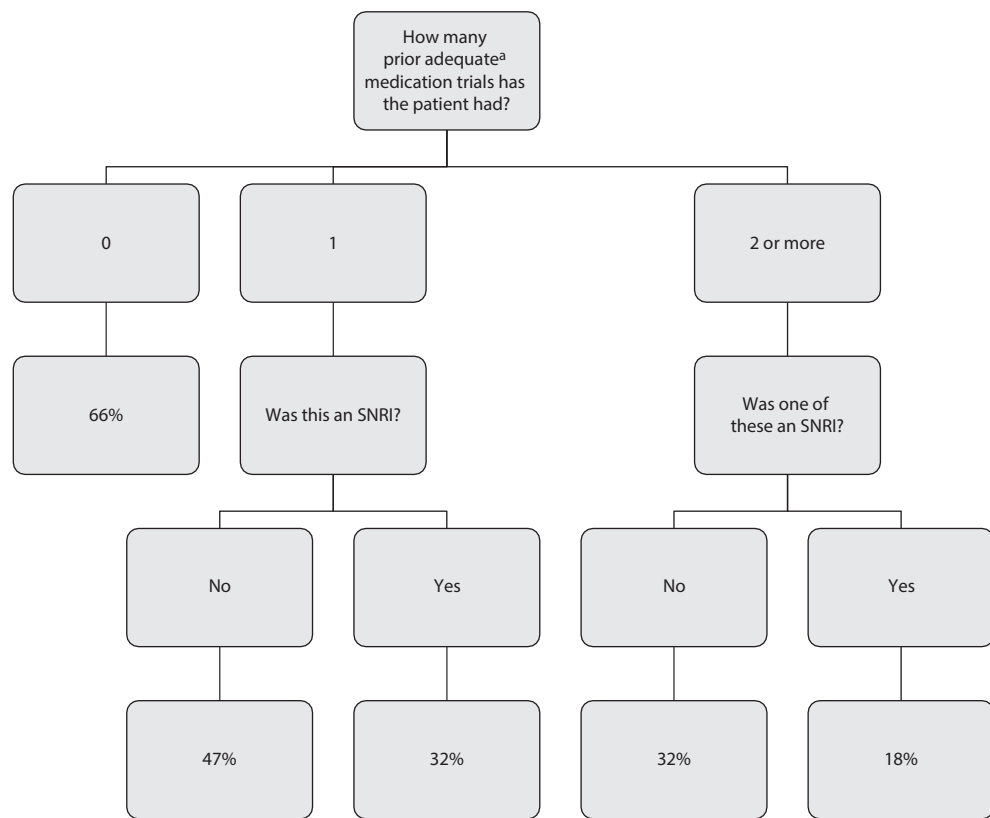
Venlafaxine XR Dosage Based on Number and Class of Prior Medication Trials

The final venlafaxine XR dosage was available for 190 of the 192 participants who met criteria for remission. Among the 90 participants with no prior adequate medication trials

You are prohibited from making this PDF publicly available.

It is illegal to post this copyrighted PDF on any website.

Figure 4. Summary of Previous Antidepressant Treatment Trials and Types as Predictive Rates of Remission



^aAdequate = 4 or more weeks' duration at an effective dose. Abbreviation: SNRI = serotonin-norepinephrine reuptake inhibitor.

who remitted with venlafaxine, 58 (64%) remitted on 150 mg/d or less, vs 32 (36%) requiring a dosage higher than 150 mg/d. Among the 77 participants with 1 prior adequate medication trial that was not an SNRI who remitted, 32 (42%) remitted on 150 mg/d or less, while 45 (58%) required a dosage higher than 150 mg/d ($\chi^2_1 = 8.75, P = .003$).

Changes in MADRS Scores

The changes in MADRS scores are presented in Supplementary Figure 1, and the corresponding analyses are presented in Supplementary Appendix 1.

DISCUSSION

We examined prospective remission rates with venlafaxine XR treatment as a function of prior medication trials in a large sample of older adults. Our study had 3 key findings. First, we found that both the number and class of prior adequate medication trials predicted likelihood of remission with an acute trial of venlafaxine. Second, if a participant had previously been treated with 2 or more antidepressants and if one of these prior trials was an SNRI, the participant had a low likelihood to respond to venlafaxine at any dosage, suggesting this threshold of prior antidepressant exposure could predict futility with another SNRI trial.

Third, prior trial data also informed the target dosage of venlafaxine needed for remission: participants with no prior medication trials required a lower dosage of venlafaxine to remit, whereas those with at least 1 prior medication trial typically needed a higher dosage of venlafaxine or longer duration of treatment to remit. These findings have practical implications for clinicians as they choose pharmacotherapy options with their older patients: our decision tree (Figure 4) summarizes the likelihood of remission based on both the number of prior antidepressant trials and the class of antidepressant used (ie, SNRI vs no SNRI).

We found that participants resistant to prior adequate medication trials were less likely to respond to venlafaxine, confirming prior findings⁷ in older depressed adults.^{7,15} Our analysis went a step further and found that the class of medication trial was also important. Participants with 2 or more medication trials who had never tried an SNRI were more likely to respond than those who had tried an SNRI: those who had failed at least 2 trials, including 1 in the same (SNRI) class, had only 1 chance in 6 of remitting with another SNRI trial. This would seem to demonstrate futility to SNRI use; given this low likelihood of success, we believe that rather than trying another SNRI trial, other treatment strategies, for example, augmenting with atypical antipsychotics,^{18,25,26} lithium,²⁷ or novel mechanism

You are prohibited from making this PDF publicly available.

pharmacotherapies such as vortioxetine²⁸ or vilazodone,²⁹ should be preferred for individuals with this level of prior antidepressant exposure.

This study demonstrates the potential benefits of using idiographic, or patient-specific, data to personalize antidepressant care. To date, most precision medicine research is nomothetic—ie, it uses data gathered from other patient samples and tries to apply observations of that group's experience to an individual patient. This nomothetic approach has been criticized³⁰ and to date has been unsuccessful in determining consistently reproducible and clinically relevant treatment resistance factors that would inform treatment planning.⁵ In contrast, we found that using the patient's own unique experience with medications can robustly inform treatment decisions. This information is limited by recall bias, and other research has shown that patients defined as being treatment resistant only by history, such as the ATHF method, will have a higher subsequent remission rate with an antidepressant compared to those shown to be treatment resistant via a prospective trial.³¹ In spite of this, our data agree with others that retrospective antidepressant treatment history is a reasonable method for determining the likelihood of treatment resistance.³¹

Our results could be replicated and extended using a big-data analytic approach examining treatment outcomes as a function of prior trials and the adequacy of those trials, potentially in combination with other putative treatment resistance factors in LLD such as executive dysfunction and

comorbid medical burden. It remains to be seen whether the characterization of prior antidepressant treatments in a real-world treatment sample (eg, from an administrative database) would have the predictive value we have shown with clinical trial data.

Our study has limitations that highlight the need for further research with additional samples. First, we only tested 1 antidepressant prospectively (venlafaxine XR) and only in older adults. As well, our data came from open-label clinical trials that provided frequent measurement-guided visits, which may have contributed to a “placebo response” and a relatively high remission rate. Therefore, the high rate of remission with venlafaxine XR we observed in those with no prior trials might not be seen in typical clinical settings, such as primary care, unless they also provide this level of measurement-based care. We also allowed the use of benzodiazepines, which is a reflection of real world clinical care but is not ideal given the risks of these medications (such as falls) in older adults.³² Additionally, tolerability of previous medication trials was not assessed in this study.

In conclusion, this analysis confirms that a careful evaluation of prior adequate medication trials, in terms of both number and class, can help clinicians to optimize the selection of the next step that should be tried when treating depression, including switching antidepressant medications, augmenting the medication, or using a neurostimulation technique. Continued research is needed to further optimize treatment algorithms for depression.

Submitted: July 25, 2018; accepted August 22, 2019.

Published online: December 10, 2019.

Disclosure of off-label usage: The authors have determined that, to the best of their knowledge, ketamine and nitrous oxide are not approved by the US Food and Drug Administration for the treatment of depression.

Author contributions: Drs Lenze, Reynolds, and Mulsant designed the parent study and wrote the protocol. Drs Buchalter, Oughli, Lenze, Dixon, and Mulsant and Mr Miller developed the hypothesis and secondary data analytic plan, had access to all the data, and analyzed the data. Drs Buchalter, Oughli, Lenze, and Mulsant were responsible for the decision to submit the report and drafted it. All authors read, critically revised, edited, and approved the report.

Financial disclosure: Drs Buchalter, Oughli, Lenze, Dixon, Blumberger, Karp, Reynolds, and Mulsant and Mr Miller have no personal affiliations or financial relationships with any commercial interest to disclose relative to the article.

Funding/support: This study was supported primarily by the National Institute of Mental Health (R01 MH083660 and P30 MH90333 to University of Pittsburgh, R01 MH083648 to Washington University, and R01 MH083643 and R34 MH101365 to the Centre for Addiction and Mental Health at the University of Toronto). Additional funding was provided by the UPMC Endowment in Geriatric Psychiatry, the Taylor Family Institute for Innovative Psychiatric Research (at Washington University), the Washington University Institute of Clinical and Translational Sciences grant UL1 TR000448 from the National Center for Advancing Translational Sciences, and the Campbell Family Mental Health Research Institute at the Centre for Addiction

and Mental Health, Toronto. Bristol-Myers Squibb contributed aripiprazole and placebo tablets, and Pfizer contributed venlafaxine extended release capsules for this study.

Role of the sponsor: Funding sources for this study had no role in the design or conduct of the research, including the collection, management, analysis, and interpretation of the data; the preparation, review, or approval of the manuscript; or the decision to submit the manuscript for publication.

Disclaimer: Dr Karp, JCP Focus on Geriatric Psychiatry Section Editor, was not involved in the editorial review or decision to publish this article.

Acknowledgments: The authors thank the clinical and data management staff and the patient participants of the IRL GREY (Incomplete Response in Late-Life Depression: Getting to Remission) study and the Data and Safety Monitoring Board members: Joel Streim, MD, University of Pennsylvania; Jeff Williamson, MD, Wake Forest University; J. Craig Nelson, MD, University of California San Francisco; Joel Greenhouse, PhD, Carnegie Mellon University; and Steven Roose, MD, Columbia University.

Supplementary material: Available at PSYCHIATRIST.COM.

REFERENCES

- Hall CA, Reynolds III CF. Late-life depression in the primary care setting: challenges, collaborative care, and prevention. *Maturitas*. 2014;79(2):147–152.
- Diniz BS, Butters MA, Albert SM, et al. Late-life depression and risk of vascular dementia and Alzheimer's disease: systematic review and

meta-analysis of community-based cohort studies. *Br J Psychiatry*. 2013;202(5):329–335.

- Valkanova V, Ebmeier KP. Vascular risk factors and depression in later life: a systematic review and meta-analysis. *Biol Psychiatry*. 2013;73(5):406–413.
- Haigh EAP, Bogucki OE, Sigmon ST, et al. Depression among older adults: a 20-year update on five common myths and misconceptions. *Am J Geriatr Psychiatry*. 2018;26(1):107–122.
- Masse-Sibille C, Djamila B, Julie G, et al. Predictors of response and remission to antidepressants in geriatric depression: a systematic review. *J Geriatr Psychiatry Neurol*. 2018;31(6):283–302.
- Mulsant BH, Blumberger DM, Ismail Z, et al. A systematic approach to pharmacotherapy for geriatric major depression. *Clin Geriatr Med*. 2014;30(3):517–534.
- Rush AJ, Trivedi MH, Wisniewski SR, et al. Acute and longer-term outcomes in depressed outpatients requiring one or several treatment steps: a STAR*D report. *Am J Psychiatry*. 2006;163(11):1905–1917.
- Allard P, Gram L, Timdahl K, et al. Efficacy and tolerability of venlafaxine in geriatric outpatients with major depression: a double-blind, randomised 6-month comparative trial with citalopram. *Int J Geriatr Psychiatry*. 2004;19(12):1123–1130.
- Whyte EM, Basinski J, Farhi P, et al. Geriatric depression treatment in nonresponders to selective serotonin reuptake inhibitors. *J Clin Psychiatry*. 2004;65(12):1634–1641.
- Rink L, Braun C, Bschor T, et al. Dose increase versus unchanged continuation of antidepressants after initial antidepressant

It is illegal to post this copyrighted PDF on any website.

- treatment failure in patients with major depressive disorder: a systematic review and meta-analysis of randomized, double-blind trials. *J Clin Psychiatry*. 2018;79(3):17r11693.
11. Bschor T, Kern H, Hensler J, et al. Switching the antidepressant after nonresponse in adults with major depression: a systematic literature search and meta-analysis. *J Clin Psychiatry*. 2018;79(1):16r10749.
 12. Geerlings MI, Gerritsen L. Late-life depression, hippocampal volumes, and hypothalamic-pituitary-adrenal axis regulation: a systematic review and meta-analysis. *Biol Psychiatry*. 2017;82(5):339–350.
 13. Alves GS, Carvalho AF, Sudo FK, et al. Structural neuroimaging findings in major depressive disorder throughout aging: a critical systematic review of prospective studies. *CNS Neurol Disord Drug Targets*. 2014;13(10):1846–1859.
 14. Mahgoub N, Alexopoulos GS. Amyloid hypothesis: is there a role for anti-amyloid treatment in late-life depression? *Am J Geriatr Psychiatry*. 2016;24(3):239–247.
 15. Tew JD Jr, Mulsant BH, Houck PR, et al. Impact of prior treatment exposure on response to antidepressant treatment in late life. *Am J Geriatr Psychiatry*. 2006;14(11):957–965.
 16. Thase ME, Rush AJ. When at first you don't succeed: sequential strategies for antidepressant nonresponders. *J Clin Psychiatry*. 1997;58(suppl 13):23–29.
 17. Conway CR, George MS, Sackeim HA. Toward an evidence-based, operational definition of treatment-resistant depression: when enough is enough. *JAMA Psychiatry*. 2017;74(1):9–10.
 18. Lenze EJ, Mulsant BH, Blumberger DM, et al. Efficacy, safety, and tolerability of augmentation pharmacotherapy with aripiprazole for treatment-resistant depression in late life: a randomized, double-blind, placebo-controlled trial. *Lancet*. 2015;386(10011):2404–2412.
 19. Connolly KR, Thase ME. If at first you don't succeed: a review of the evidence for antidepressant augmentation, combination and switching strategies. *Drugs*. 2011;71(1):43–64.
 20. Montgomery SA, Asberg M. A new depression scale designed to be sensitive to change. *Br J Psychiatry*. 1979;134(4):382–389.
 21. Zimmerman M, Posternak MA, Chelminski I. Derivation of a definition of remission on the Montgomery-Asberg Depression Rating Scale corresponding to the definition of remission on the Hamilton Rating Scale for Depression. *J Psychiatr Res*. 2004;38(6):577–582.
 22. Miller MD, Paradis CF, Houck PR, et al. Rating chronic medical illness burden in geropsychiatric practice and research: application of the Cumulative Illness Rating Scale. *Psychiatry Res*. 1992;41(3):237–248.
 23. Folstein MF, Folstein SE, McHugh PR. "Minimal state": A practical method for grading the cognitive state of patients for the clinician. *J Psychiatr Res*. 1975;12(3):189–198.
 24. Sackeim HA. The definition and meaning of treatment-resistant depression. *J Clin Psychiatry*. 2001;62(suppl 16):10–17.
 25. Hsu JH, Mulsant BH, Lenze EJ, et al. Impact of prior treatment on remission of late-life depression with venlafaxine and subsequent aripiprazole or placebo augmentation. *Am J Geriatr Psychiatry*. 2016;24(10):918–922.
 26. Hobart M, Skuban A, Zhang P, et al. A randomized, placebo-controlled study of the efficacy and safety of fixed-dose brexpiprazole 2 mg/d as adjunctive treatment of adults with major depressive disorder. *J Clin Psychiatry*. 2018;79(4):17m12058.
 27. Kok RM, Vink D, Heeren TJ, et al. Lithium augmentation compared with phenelzine in treatment-resistant depression in the elderly: an open, randomized, controlled trial. *J Clin Psychiatry*. 2007;68(8):1177–1185.
 28. Schatzberg AF, Blier P, Culppepper L, et al. An overview of vortioxetine. *J Clin Psychiatry*. 2014;75(12):1411–1418.
 29. Pierz KA, Thase ME. A review of vilazodone, serotonin, and major depressive disorder. *Prim Care Companion CNS Disord*. 2014;16(1):13r01554.
 30. Senn S. Statistical pitfalls of personalized medicine. *Nature*. 2018;563(7733):619–621.
 31. Iovieno N, Papakostas GI. Does the presence of an open-label antidepressant treatment period influence study outcome in clinical trials examining augmentation/combo strategies in treatment partial responders/nonresponders with major depressive disorder? *J Clin Psychiatry*. 2012;73(5):676–683.
 32. Lee D, Martini N, Moyes S, et al. Potentially inappropriate medication use: the Beers' Criteria used among older adults with depressive symptoms. *J Prim Health Care*. 2013;5(3):182–190.

See supplementary material for this article at PSYCHIATRIST.COM.



POSTTEST

To obtain credit, go to PSYCHIATRIST.COM (Keyword: December CME) to take this Posttest and complete the Evaluation. A \$10 processing fee is required.

1. In an older patient with major depressive disorder, which of the following best predicts the likelihood of remission with an acute trial of venlafaxine XR?
 - a. Number of prior adequate antidepressant trials
 - b. Class of prior adequate antidepressant trials
 - c. Both number and class of prior adequate antidepressant trials
 - d. Neither the number nor the class of prior adequate antidepressant trials
2. An older patient with major depressive disorder has already failed to respond to 2 adequate treatment trials, one with escitalopram and the other with duloxetine. This patient has a low likelihood of responding to a trial of venlafaxine XR regardless of the dose.
 - a. True
 - b. False
3. Ms B is a 69-year-old woman with major depressive disorder who has not responded to 8 weeks of treatment with escitalopram (10 mg/d) followed by 12 weeks of treatment with sertraline (including 4 weeks with 200 mg/d). You have decided to treat her with venlafaxine XR. Which of the following do you select as your target dosage?
 - a. 37.5 mg/d
 - b. 75 mg/d
 - c. 150 mg/d
 - d. 300 mg/d



THE JOURNAL OF CLINICAL PSYCHIATRY

THE OFFICIAL JOURNAL OF THE AMERICAN SOCIETY OF CLINICAL PSYCHOPHARMACOLOGY

Supplementary Material

Article Title: Predicting Remission in Late-Life Major Depression: A Clinical Algorithm Based Upon Past Treatment History

Author(s): Erica L. F. Buchalter, MD; Hanadi Ajam Oughli, MD; Eric J. Lenze, MD; David Dixon, PhD; J. Philip Miller; Daniel M. Blumberger, MD, MSc; Jordan F. Karp, MD; Charles F. Reynolds III, MD; and Benoit H. Mulsant, MD, MS

DOI Number: 10.4088/JCP.18m12483

List of Supplementary Material for the article

1. [Table 1](#) Rate of Remission Based on Prior SNRI Trial
2. [Appendix 1](#) Change in Depressive Symptoms Based on Prior Antidepressant Trials
3. [Figure 1](#) Change in Depression Symptoms With Venlafaxine XR Based on Prior Antidepressant Trials

Disclaimer

This Supplementary Material has been provided by the author(s) as an enhancement to the published article. It has been approved by peer review; however, it has undergone neither editing nor formatting by in-house editorial staff. The material is presented in the manner supplied by the author.

Supplementary material:

Rate of Remission Based on Prior SNRI Trial

Table 1. Venlafaxine remitter status based on previous SNRI trials

Venlafaxine Remitter Status	No prior adequate trial	1 adequate trial with non SNRI	1 adequate trial with SNRI	2 adequate trials with non SNRI	2 adequate trials with SNRI
Non-responder	46	89	15	17	37
Responder	91	78	7	8	8
Total	137	167	22	25	45

$\chi^2 = 40$; degrees of freedom = 4; $p < 0.0001$

- Adjusted Standardized Residuals

The first and last columns of the table below contribute highly to the Chi-square statistic.

	No prior adequate trial	1 adequate trial with non SNRI	1 adequate trial with SNRI	2 adequate trials with non SNRI	2 adequate trials with SNRI
Non-responder	-5.2	0.6	1.6	1.7	4.4
Responder	5.2	-0.6	-1.6	-1.7	-4.4

Values represent adjusted standardized residuals

Appendix 1. Change in Depressive Symptoms Based on Prior Antidepressant Trials

In addition to determining rate of remission, we examined reduction of depressive symptoms. A random intercepts and slopes mixed model was fit to the MADRS scores over time. The greatest decrease in MADRS scores was observed in participants with no prior medication trials and the slope was steeper than for each of the other 4 groups (1 no SNRI, $t = -7.94$, $d.f. = 3079$, $p < 0.0001$; 1 with SNRI, $t = -5.69$, $d.f. = 3079$, $p < 0.0001$; 2 no SNRI, $t = -5.70$, $d.f. = 3079$, $p < 0.0001$; 2 with SNRI, $t = -8.72$, $d.f. = 3079$, $p < 0.0001$), followed by those with one prior medication trial, and then two or more prior medication trials (Supplementary Figure 1). The slope of those participants with one prior trial that was not an SNRI was steeper than those with two or more adequate trials, one of which was an SNRI ($t = -3.70$, $d.f. = 3079$, $p = 0.0002$). Additionally, participants who had failed to respond to an SNRI previously compared to those without prior SNRI trials experienced smaller decreases in MADRS scores over time.

Supplementary Figure 1. Change in depression symptoms with venlafaxine XR based on prior antidepressant trials.

