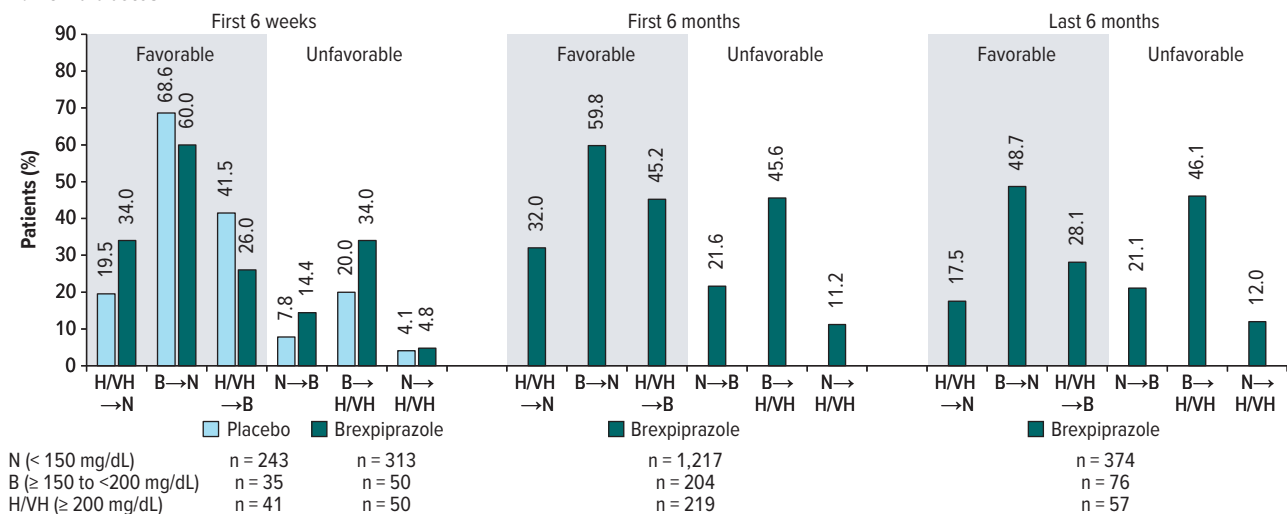


Figure 3.

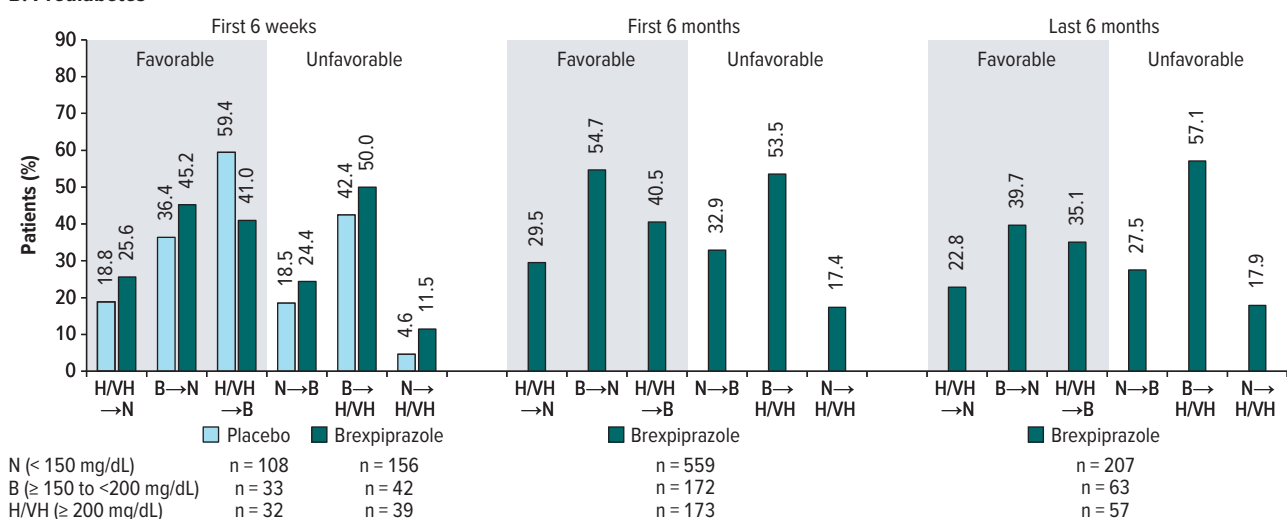
Fasting Serum Triglycerides and HDL Cholesterol: Incidence of Categorical Shifts From Baseline to any Post-Baseline Visit During ADT + Brexpiprazole or ADT + Placebo Therapy, Stratified by Diabetes Status^a

Triglycerides

A. Non-diabetes

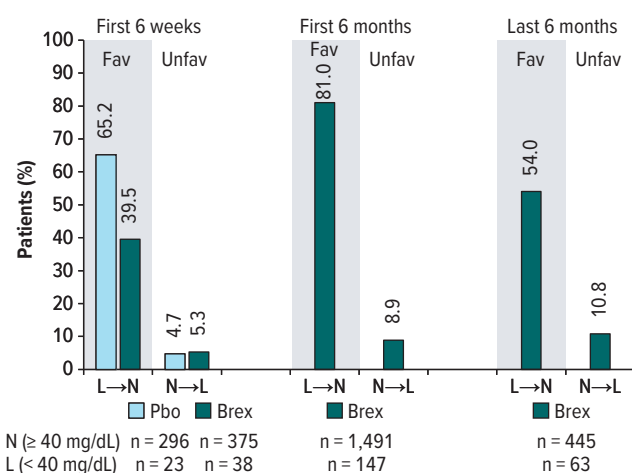


B. Prediabetes

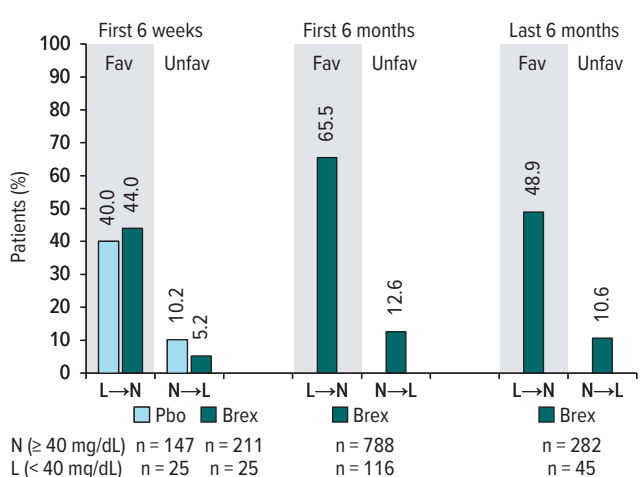


HDL cholesterol

C. Non-diabetes



D. Prediabetes



^aPercentages are relative to the number of patients in each baseline triglyceride or HDL cholesterol category with a baseline and post-baseline measurement, given below each figure. Non-diabetes: fasting serum glucose <100 mg/dL and HbA1c <5.7% at baseline; prediabetes: fasting serum glucose ≥100 mg/dL and <125 mg/dL or HbA1c ≥5.7% and <6.5% at baseline. Abbreviations: ADT = antidepressant treatment, B = borderline, Brex = brexpiprazole, Fav = favorable, H = high, HbA1c = glycated hemoglobin, HDL = high-density lipoprotein, L = low, N = normal, Pbo = placebo, Unfav = unfavorable, VH = very high.